



# Smart lamp with Speaker User Manual

This product has a unique and exclusive two-in-one design - the smart LED lamp and Bluetooth stereo audio speaker. Bluetooth 4.0+EDR (enhanced data rate) and purity and definition of particular voice based on DSP technology. Wish you have infinite joy from the combination of light and music.

- Change color, warm/cool and brightness as you need;
- Timer setting: auto light, auto music and alarm clock;
- Mood lighting and music rhythm, enjoy music anywhere;
- Sound effect setting: Pop, Classical, Jazz, Bass and Flat.



Google Play



App Store



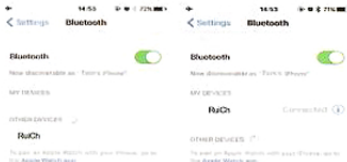
IOS&Android

Scan the QR-Code download APP.

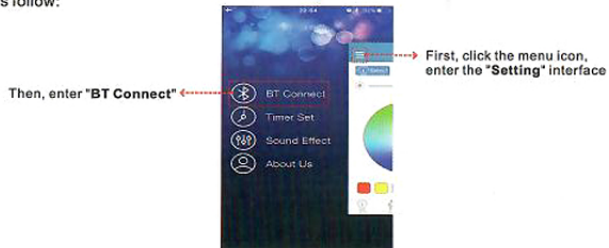
## I .Bluetooth Connection

For the first time you use it or never pair with "RuiCh"after moving the equipment, please have it paired according to the steps below:

I .First of all, please enter your phone's settings, open the Bluetooth, and pair with the "RuiCh". Enter the System Settings - Bluetooth - to discover and connect the device name "RuiCh". Once connected, you will hear the connection tone.



Tips:The next time you use, "RuiCh"will connect with your phone automatically(the Bluetooth is open).  
II.Open "RuiCh" app, enter the main interface. Click the menu icon, enter the "BT Connect", as follow:



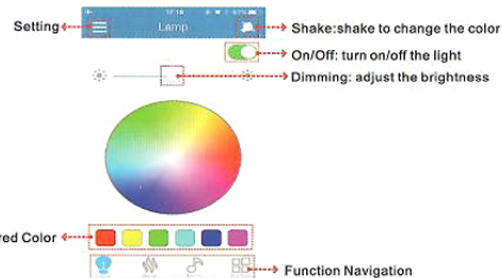
## III. "BT Connect",operate as follow :



Then, you can start operate the smart lamp via the app. Enjoy the magical light and music.

## II. Main User Interface

### A.Lamp: cool white light control



Setting: Shake:shake to change the color

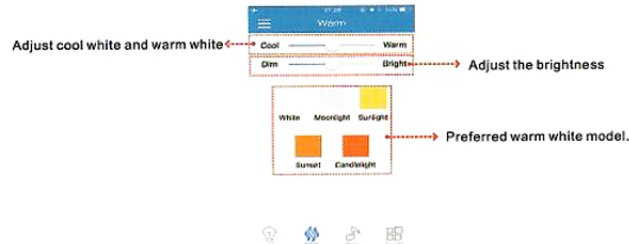
On/Off: turn on/off the light

Dimming: adjust the brightness

Preferred Color

Function Navigation

## B. Warm: warm white light control



## C. Music

When you use the lamp for the first time, please enter your phone's settings, open the Bluetooth, and pair the "Ruich". Then, enjoy your favorite music. Only iTunes Player is support musical rhythm, the color flashing with the music. The third party player is not support.



## Music play interface



Tips: iOS system, non-iTunes music have none "Musical Rhythm" lighting effect.

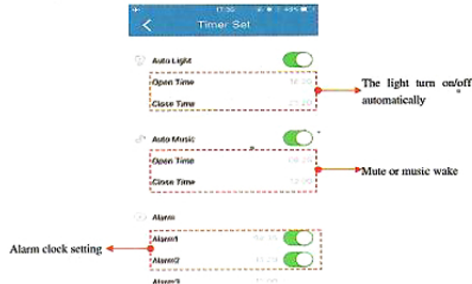
## D. Profiles



Rainbow: brightness and color random changing gradually as the rainbow;  
 Breathing: brightness and color changing like breath;  
 Flashing: stage-lighting effect, the light fast switching;  
 Heartbeat: fast switching just like the heartbeat;;  
 Music: "musical rhythm" lighting effect, working when music playback, stop when pause.

## E. Timer Setting

It is your close sleep assistant and smart alarm clock. The music and lamp turn on/off automatically.



Tips: The function automatic work even when the Bluetooth disconnected.

## F. Sound Effect

Sound effect setting: Pop, Classical, Jazz, Bass and Flat.

You can set your favorite high pitch/low pitch sound effect via tone equalizer.

